

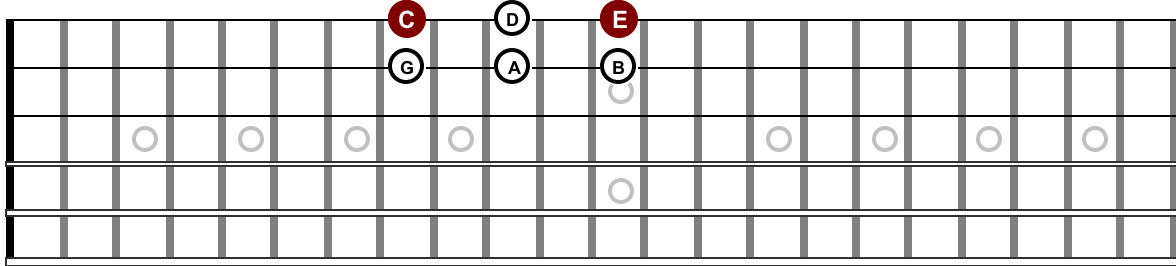
# NCA09 - Melodic Sequencing

[www.neoclassicalacademy.com](http://www.neoclassicalacademy.com)

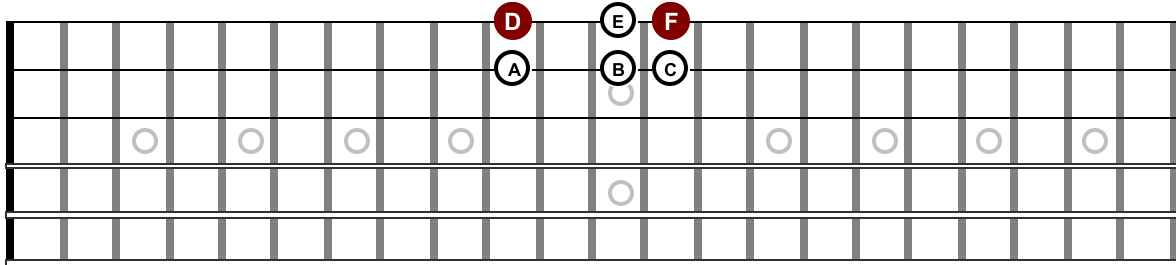
# Creating Melodies

## The System

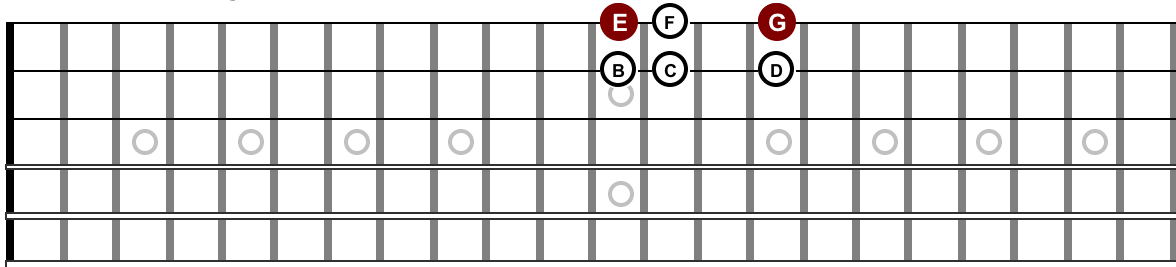
### C-Major / E-Minor - I / III



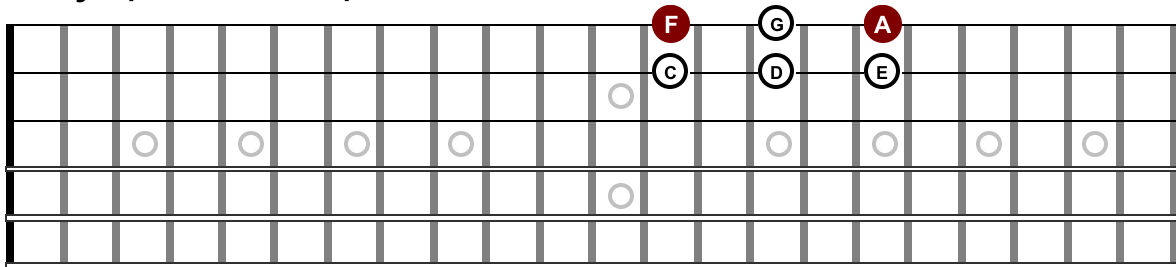
### D-Minor / F-Major - II / IV



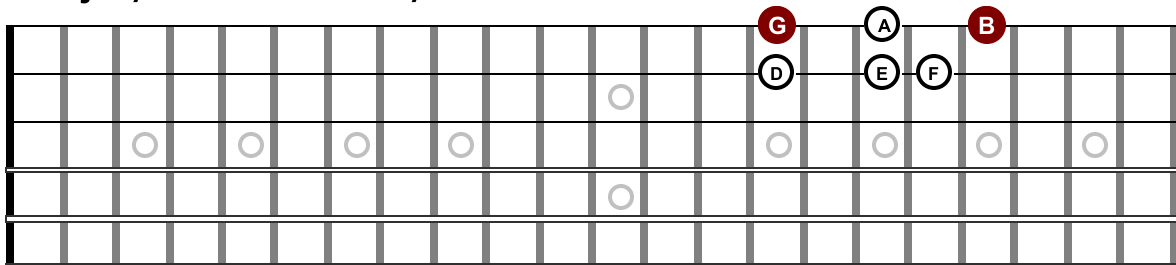
### E-Minor / G-Major - III / V



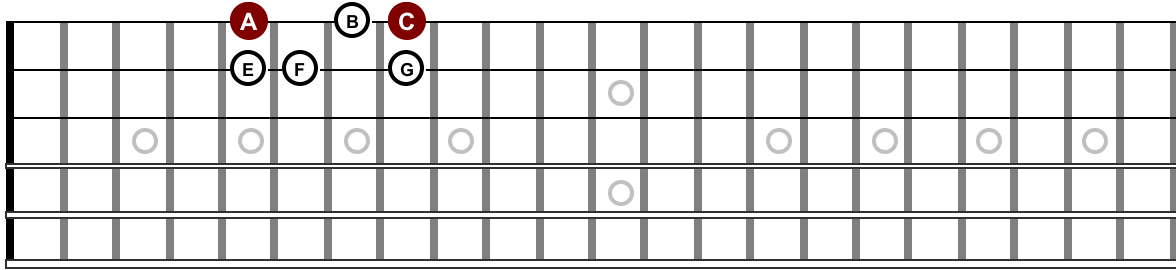
### F-Major / A-Minor - IV / VI



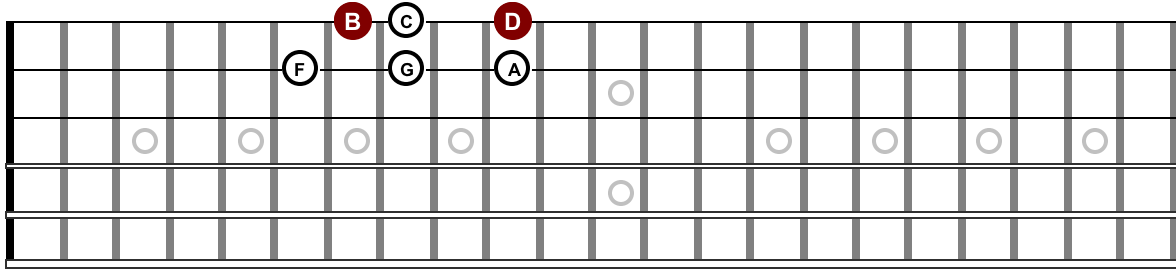
### G-Major / B-diminished - V / VII



**A-Minor / C-Major - VI / I**



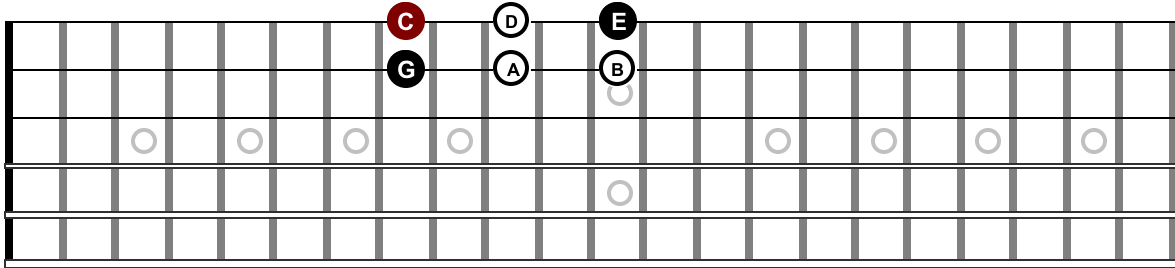
**B-diminished / D-Minor - VII / II**



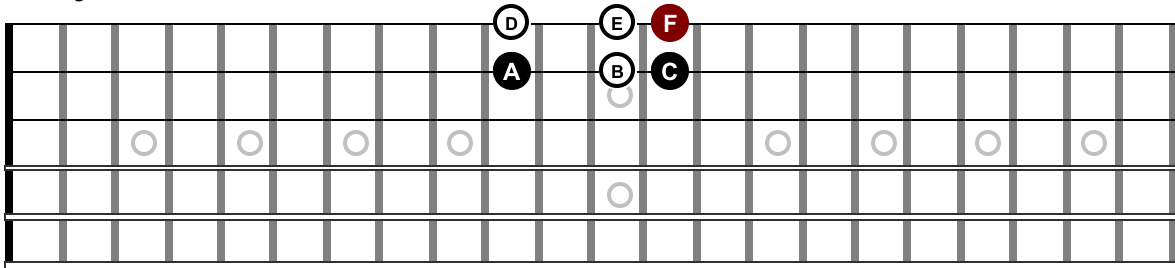
# Down In Fifths

## C-Major Path 1

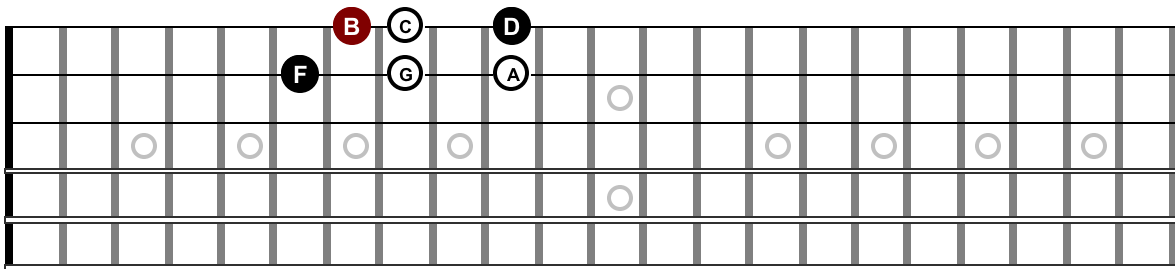
### C-Major



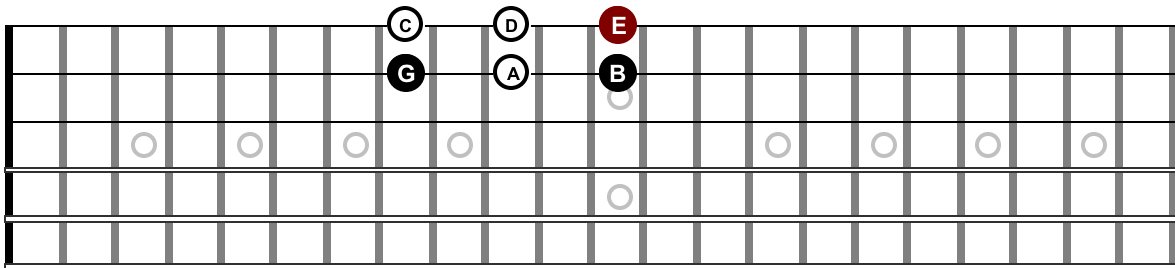
### F-Major



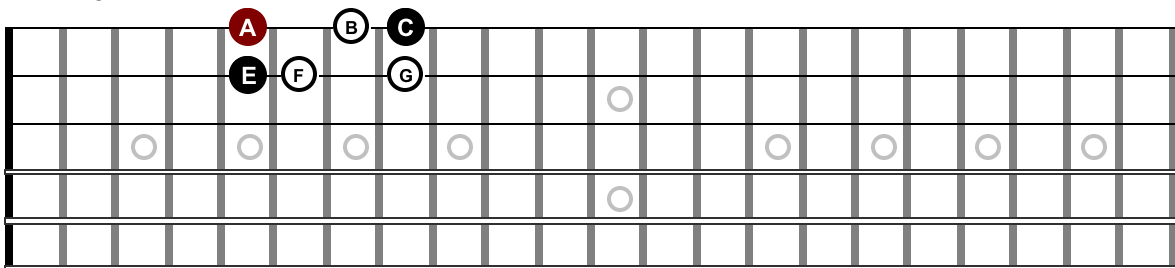
### Bdim



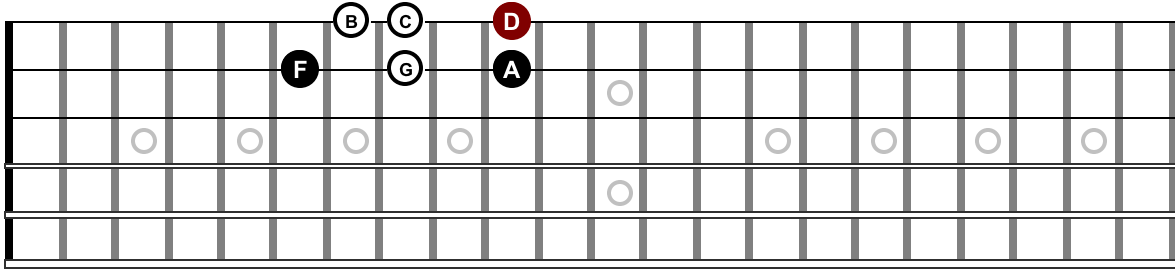
### E-Minor



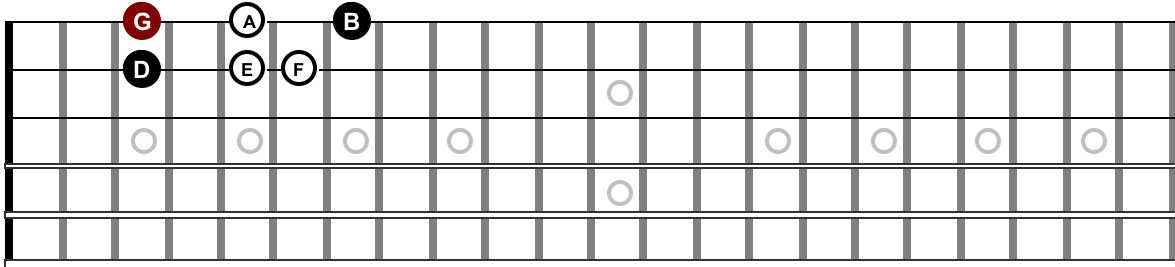
### A-Minor



### D-Minor



### G-Major



# Down In Fifths

## C-Major Path 2

### C-Major

A musical staff diagram for the C-Major scale. The notes are placed on the lines and spaces of the staff: C (red) on the first line, D (black) on the first space, E (black) on the second line, F (black) on the second space, G (black) on the third line, A (black) on the third space, B (black) on the fourth line, and C (red) on the fourth space. The notes are arranged in a descending sequence from top to bottom. There are also empty circles on the staff to indicate the positions of the other notes in the scale.

### F-Major

A musical staff diagram for the F-Major scale. The notes are placed on the lines and spaces of the staff: F (red) on the first space, G (black) on the second line, A (black) on the second space, B (black) on the third line, C (black) on the third space, D (black) on the fourth line, E (black) on the fourth space, and F (red) on the fifth line. The notes are arranged in a descending sequence from top to bottom. There are also empty circles on the staff to indicate the positions of the other notes in the scale.

### Bdim

A musical staff diagram for the Bdim scale. The notes are placed on the lines and spaces of the staff: B (red) on the fourth line, C (black) on the fourth space, D (black) on the fifth line, E (black) on the first line, F (black) on the first space, G (black) on the second line, and B (red) on the second space. The notes are arranged in a descending sequence from top to bottom. There are also empty circles on the staff to indicate the positions of the other notes in the scale.

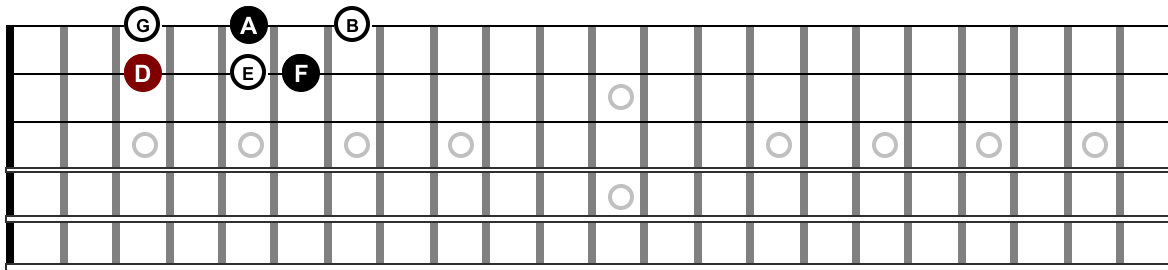
### E-Minor

A musical staff diagram for the E-Minor scale. The notes are placed on the lines and spaces of the staff: E (red) on the second line, F (black) on the second space, G (black) on the third line, A (black) on the third space, B (black) on the fourth line, C (black) on the fourth space, and E (red) on the fifth line. The notes are arranged in a descending sequence from top to bottom. There are also empty circles on the staff to indicate the positions of the other notes in the scale.

### A-Minor

A musical staff diagram for the A-Minor scale. The notes are placed on the lines and spaces of the staff: A (red) on the second space, B (black) on the third line, C (black) on the third space, D (black) on the fourth line, E (black) on the fourth space, F (black) on the fifth line, and A (red) on the first line. The notes are arranged in a descending sequence from top to bottom. There are also empty circles on the staff to indicate the positions of the other notes in the scale.

**D-Minor**



**G-Major**

