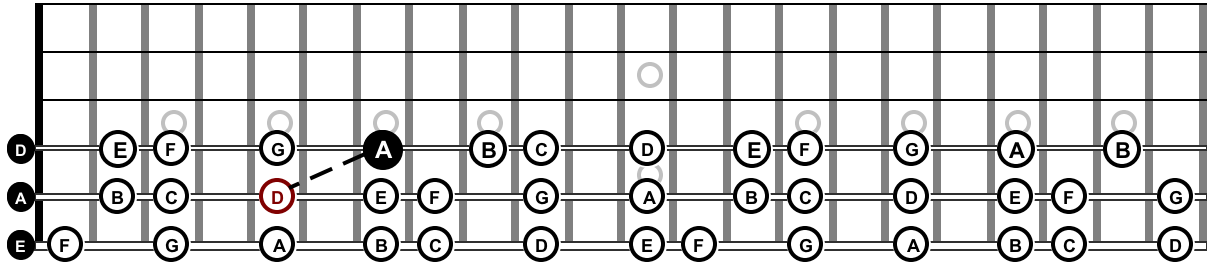
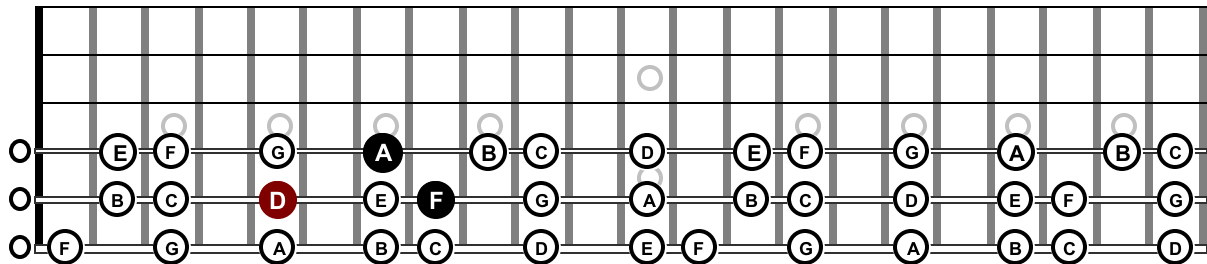


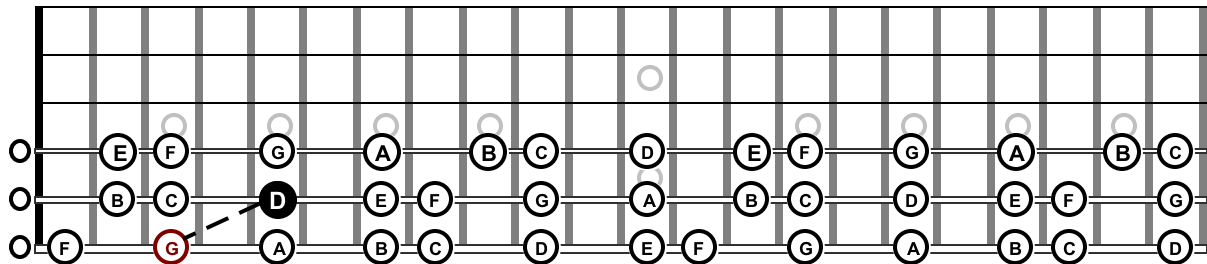
A Minor scale - Going down a fifth from the A to the D



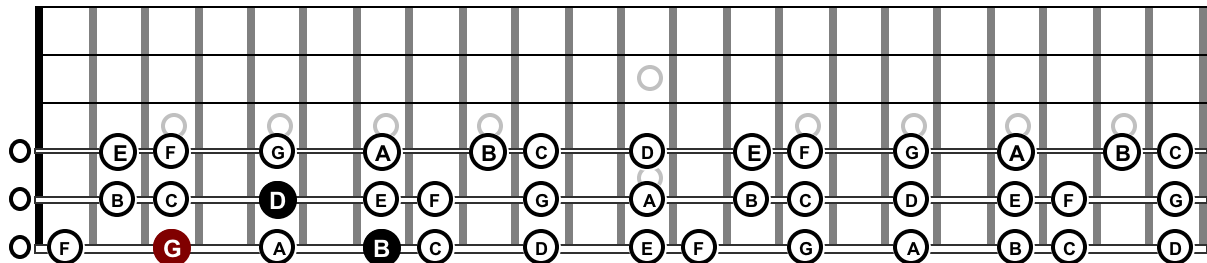
Selecting every second note from the D, creates a D-minor triad / Dm chord



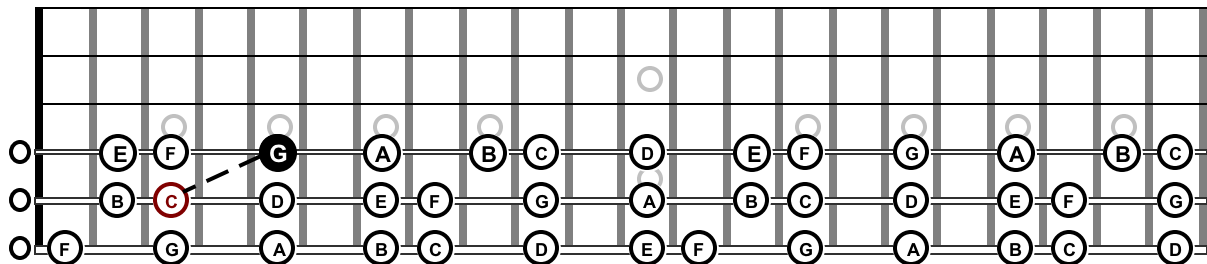
Going down a fifth from the D to the G



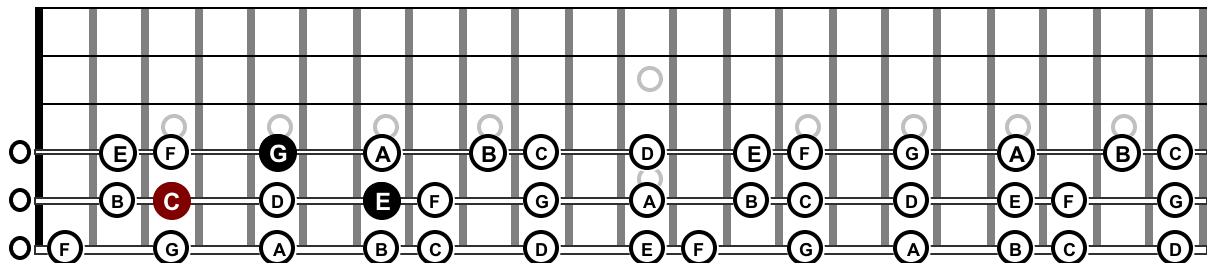
Selecting every second note from the G creates a G Major triad / G chord



Going down a fifth from the G to the C



Selecting every second note from the C creates a C major triad / C chord



Am notes

A guitar fretboard diagram for the Am chord. The notes are: C (4th fret, 1st string), G (2nd fret, 2nd string), D (2nd fret, 3rd string), A (2nd fret, 4th string), E (1st fret, 5th string), and B (2nd fret, 6th string). The diagram shows the fretboard with vertical lines for frets and horizontal lines for strings. The notes are placed on the strings at the specified frets.

Dm Notes

A guitar fretboard diagram for the Dm chord. The notes are: D (2nd fret, 3rd string), A (2nd fret, 4th string), E (1st fret, 5th string), B (2nd fret, 6th string), and C (3rd fret, 5th string). The diagram shows the fretboard with vertical lines for frets and horizontal lines for strings. The notes are placed on the strings at the specified frets.

G Notes

A guitar fretboard diagram for the G chord. The notes are: B (2nd fret, 6th string), C (3rd fret, 5th string), D (2nd fret, 3rd string), E (1st fret, 5th string), F (3rd fret, 4th string), and G (3rd fret, 2nd string). The diagram shows the fretboard with vertical lines for frets and horizontal lines for strings. The notes are placed on the strings at the specified frets.

C Notes

A guitar fretboard diagram for the C chord. The notes are: C (3rd fret, 5th string), G (2nd fret, 2nd string), D (2nd fret, 3rd string), E (1st fret, 5th string), and A (2nd fret, 4th string). The diagram shows the fretboard with vertical lines for frets and horizontal lines for strings. The notes are placed on the strings at the specified frets.

F Notes

A guitar fretboard diagram for the F chord. The notes are: A (1st fret, 5th string), B (2nd fret, 6th string), C (3rd fret, 5th string), E (1st fret, 4th string), F (1st fret, 2nd string), and G (3rd fret, 2nd string). The diagram shows the fretboard with vertical lines for frets and horizontal lines for strings. The notes are placed on the strings at the specified frets.

Bdim Notes

A guitar fretboard diagram for the Bdim chord. The notes are: B (2nd fret, 6th string), C (3rd fret, 5th string), D (2nd fret, 3rd string), E (1st fret, 5th string), F (1st fret, 4th string), and G (3rd fret, 2nd string). The diagram shows the fretboard with vertical lines for frets and horizontal lines for strings. The notes are placed on the strings at the specified frets.

E Notes (Changing from Natural to Harmonic Minor)

The diagram shows a musical staff with 24 vertical lines. The notes are placed as follows:

- Line 3: D
- Line 4: G#
- Line 5: A
- Line 6: E
- Line 7: F
- Line 8: B
- Line 10: (empty circle)
- Line 13: (empty circle)
- Line 16: (empty circle)
- Line 19: (empty circle)
- Line 22: (empty circle)
- Line 25: (empty circle)